



Teaching Guide for **Moo!**

By David LaRochelle
Illustrated by Mike Wohnoutka
Walker Books for Young People
ISBN 978-0-8027-3409-9



Summary

When Cow gets her hooves on the farmer's car, she takes it for a wild ride through the countryside, only to face a not-too-pleased farmer when she returns. The highs and lows of Cow's epic adventure are told using variations on only one word: **Moo!**



Praise for **Moo!**

★ "This book is bold, original, and funny, and should be part of every picture-book collection."

- *School Library Journal (Starred Review)*

"An utterly fun moo-aloud"

- *Publishers Weekly*

"A delightful visual adventure"


- *Booklist*

Sharing the book with your students

Moo! is meant to be read out loud with plenty of expression. Have fun! As you read the book, students may wish to join in with the moos. Point out how the punctuation and size of type give clues as to how each “moo” should be read.

The book provides many opportunities for making predictions and inferences. Ask your students to predict what might happen next when:

- the cow first notices the “For Sale” sign
- she starts driving away
- she sees the “danger” sign
- she lands on the police car
- she bumps into the farmer when she returns home



After reading the last page, ask students why they think the cow is pointing to the sheep and saying “Baaaaa!” What do they think will happen next?

Show the author and illustrator bios on the book’s back flap. Even though they are written mostly in “cow,” can your students decipher what they might be saying about David and Mike?


Visual literacy

Visual literacy is the use of images to convey meaning. Learning to become visually literate is an important skill in deciphering the various types of information we encounter, from graphs to maps to comic books.

Try reading **Moo!** again but without showing the illustrations. Ask your students if the story makes sense only hearing the words. Explain that this book uses many different visual techniques, besides the word “moo,” to convey the meaning of the story.

Compare the picture of the cow on the first page to the picture of the cow covering her eyes. The text on each page is the same, “moo,” but how has the illustrator communicated a sense of peacefulness on one page and a sense of danger on the other? (The cow is smiling on the first page, there are peaceful details such as flowers and fluffy clouds, the color choices are soft. In the second example the illustrator has focused on a close-up of the cow’s face, the background is red, the word “moo” is so large it extends off the page and includes an exclamation point, the composition is angled, there are speed lines coming from the cow and car.)

Ask your students if they were going to draw the cow looking sleepy, how would they communicate this visually? How would the cow’s face look? How would her body look? What details would they include in the scene? What colors would they use? How would they make the word “moo” look?

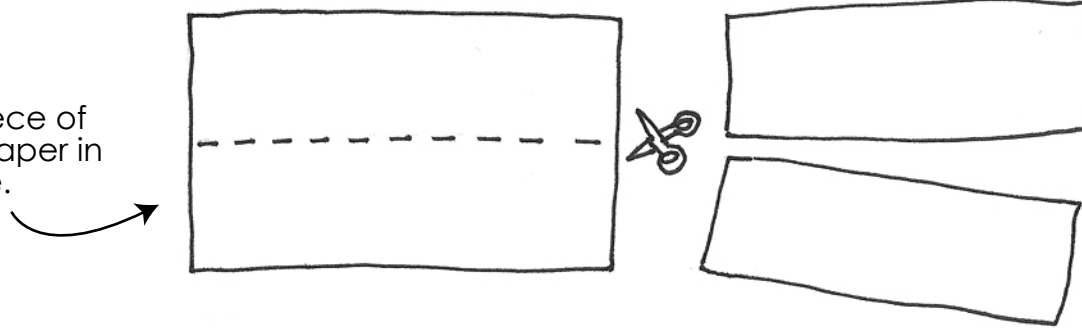


Moo! The Sequel

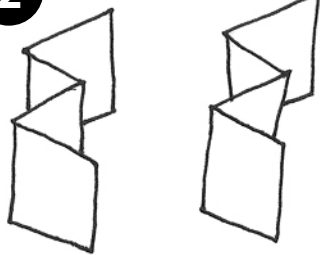
Even very young children can write and illustrate their own one-word books in the same style as **Moo!**

1

Cut a large piece of construction paper in half lengthwise.



2



Fold each piece back and forth like an accordion to make two short books,

OR



or glue the ends together to make one longer book.

3



Let kids choose their own animal and use that animal's sound (Quack! Meow! Roar!) for their book's text.

Discuss how they can use punctuation, size of text, color, and other visual clues to convey the meaning of their animal's adventure.

Here Come the Cows!

Round up a herd of bovine books from your library. Include both fiction and nonfiction. After hearing several selections, students can vote for their favorite. Make a bar graph (perhaps using construction paper cows) to chart the results.

Here are a few moo-velous titles to get you started:

Milk: From Cow to Carton by Aiki

Milking Time by Phyllis Alsdurg, illustrated by Steve Johnson and Lou Fancher

Dadblamed Union Army Cow by Susan Fletcher, illustrated by Kimberly Bulcken Root

A Particular Cow by Mem Fox, illustrated by Terry Delton

Moo Cow Kaboom! by Thatcher Hurd

The Cow that went OINK by Bernard Most

Kiss the Cow by Phyllis Root, illustrated by Will Hillenbrand

A Birthday for Cow! by Jan Thomas

Daddy Played Music for the Cows by Maryann Weidt, illustrated by Henri Sorensen

The Cow Loves Cookies by Karma Wilson, illustrated by Marcellus Hall

Sailor Moo: Cow at Sea by Lisa Wheeler, illustrated by Ponder Goembel

Make Moo-sic Part of Your Cow Storytime

Sing "Old MacDonald Had a Farm."

Revise the traditional song "Bingo" with new words:

There was a farmer who had a cow,
And Bossy was her name-o.
B-O-S-S-Y
B-O-S-S-Y
B-O-S-S-Y
And Bossy was her name-o.



Watch some fun cow music videos on YouTube:

Cow Cow Boogie (sung by real cows!), <http://www.youtube.com/watch?v=IALSyYQIZB8>

Cow Song, <http://www.youtube.com/watch?v=kcRJUqykLkc>

Who Let the Cows Out, <http://www.youtube.com/watch?v=SMoXhepcU18>

Cultural Diversity - Barnyard Style

In the United States we describe the sounds that a cow and sheep make as "Moo!" and "Baaa!" but how do people in different countries describe animal sounds?

Check out these fun multilingual picture books that explore this topic:

Who Says a Dog Goes Bow-Wow? by Hank De Zutter, illustrated by Suse MacDonald

Mung-Mung! by Linda Sue Park, illustrated by Diane Bigda

Everywhere the Cow Says "Moo!" by Ellen Slusky Weinstein, illustrated by Kenneth Andersson

You can listen to native speakers describe animal sounds in various languages at these two sites:


<http://www.esl-languages.com/en/animal-sounds.htm>

<http://vimeo.com/25215616>

★ **If you have any ESL students, invite them to share animal sounds from their native language.**

Henri Moo-net and Pablo Pi-cow-so

Ask students to save their milk cartons from lunch. Rinse them well and let them dry. Read Antoinette Portis' book **Not a Box** for inspiration, then using construction paper, tape, crayons, pipe cleaners, etc., students can turn their milk cartons into whatever creations they imagine: a miniature house, a basket, a new car for Cow to drive, etc. Display their moo-sterpieces in a classroom moo-seum.



Udderly Ridiculous Humor

Share some of these cow jokes with your students:

Where do baby cows eat?

In the calf-eteria

What do cows say on January 1st?

"Happy Moo Year!"

Where did the cow and bull go after they got married?

They went on a honeymooooon.

What do you call a cow that doesn't give much milk?

A milk dud

Why did the cow cross the road?

She was just in the mooood.

What is the scariest animal in the barnyard?

Cownt Dracula




As a class, make up your own cow jokes and riddles. Start by brainstorming words that contain the "m" sound: marshmallow, mummy, Mario Brothers, movie, etc. Then turn the words into "moo" words: marshmoooolow, moooomy, Moooorio Brothers, mooovie. Use these words to write your own jokes:

What is a cow's favorite video game?

Moooorio Brothers

Cool Cow Facts

- Cows can walk up stairs, but not down (their knees don't bend the right way to allow them to walk down).
- A cow can run faster than a horse in deep mud (cows have cloven hooves which spread so they don't sink as fast as a solid-hooved horse).
- A cow can sleep while standing.
- Cows are sacred in India and are allowed to roam the streets freely.
- All "cows" are female. A male is called a bull.
- Before she can produce milk, a cow must give birth to a calf.
- One cow can produce up to six gallons of milk a day.
- Cows have an excellent sense of smell and can detect odors up to five miles away.
- Cows do not bite grass. They don't have upper front teeth. Instead of biting, they wrap their tongues around the grass and pull it.
- A cow chews her cud (regurgitated, partially digested food) for up to eight hours each day.



★ **Encourage your students to find more cow facts at the library or on the cow-puter!** ★

Cow Games

Who said Moo?

Children sit in a circle. One child is chosen to be the farmer and sits in the middle of the circle with her eyes closed. Another child is secretly chosen to sneak up behind the farmer, say "Moo!" and return to his spot. The farmer opens her eyes and has three tries to guess who said "Moo!" If she is correct, she chooses a new farmer. If she is wrong, the cow becomes the farmer.

Bowling for Milk Jugs

Rinse several half-gallon milk jugs or cartons. Players take turns seeing how many they can knock over by rolling a rubber ball.



And There's Mooore!

You can find more extension activities for **Moo!**, including a crossword puzzle, **Moo!** puppets, a creative drawing activity, and even a board game, at the author's and illustrator's websites.



About the Author

David LaRoche is a former elementary school teacher who has been creating books for young people for over twenty-five years. *Moo!* was partially inspired by a toy cow given to him by a friend. Some of David's other picture books include *The Haunted Hamburger and Other Ghostly Stories*, *How Martha Saved Her Parents from Green Beans*, *It's a Tiger!*, and *Arlo's ARTrageous Adventure!*, which he illustrated himself. He lives in Minnesota where he loves to carve creative pumpkins, which you can view at his website: www.davidlarochelle.com.



About the Illustrator

Mike Wahnoutka is the illustrator of many children's books, including *Can't Sleep Without Sheep*, *The Twelve Days of Christmas in Minnesota*, and *Jack's House*. Mike's first book that he has both illustrated and written is scheduled to be published Fall 2014 by Holiday House. Even though Mike was a trouble maker when he was in grade school, and thus gets a little nervous around principals, he still loves visiting schools and talking with students about creating children's books. Mike lives in Minneapolis with his wife and two children. www.mikewahnoutka.com



Get the latest MOO! news on Facebook:

<https://www.facebook.com/moothebook>

Walker Books for Young Readers

Copyright © 2013 by David LaRoche

Illustrations copyright © 2013 by Mike Wahnoutka